

# Preliminary BB Survey Report

**Learning Management System Faculty Survey**

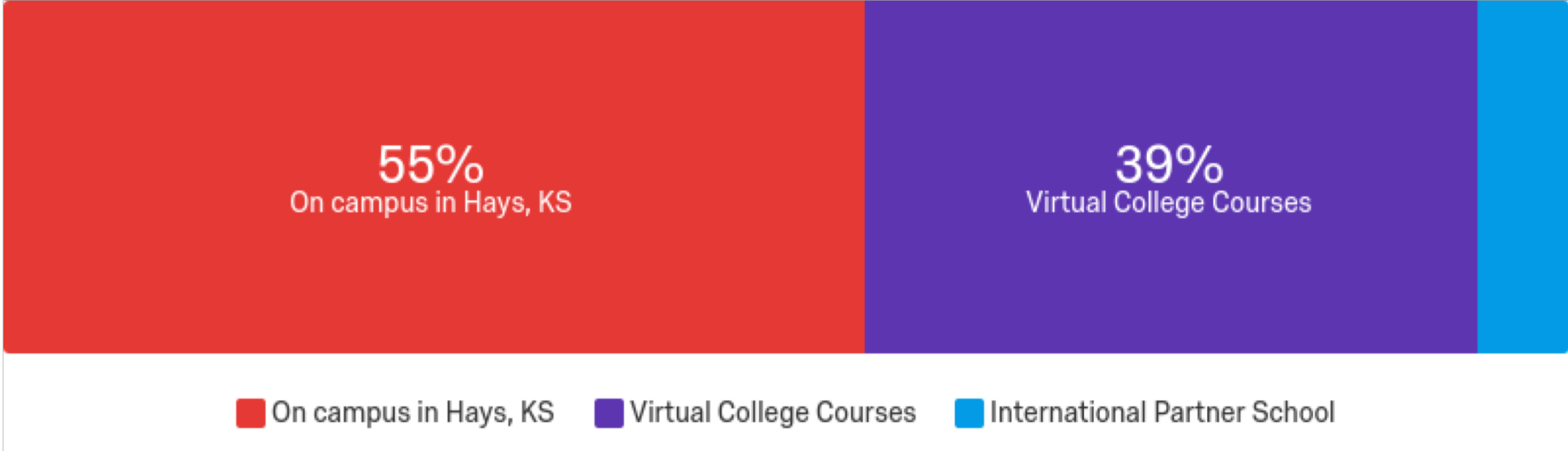
**October 26th 2018, 9:20 am CDT**

## Q1 - What College are you affiliated with?

#	Answer	%	Count
1	College of Education	13.44%	41
2	College of Arts, Humanities, and Social Science	34.75%	106
3	Robbins College of Business and Entrepreneurship	14.43%	44
4	College of Health and Behavioral Sciences	17.38%	53
5	Werth College of Science, Technology, and Mathematics	17.70%	54
6	Forsyth Library	0.66%	2
7	UNIV Courses	1.64%	5
8	Total	100%	305

# Q2 - Where do you primarily teach?

#	Answer	%	Count
1	On campus in Hays, KS	54.93%	167
2	Virtual College Courses	39.14%	119
3	International Partner School	5.92%	18
	Total	100%	304



## Q6 - Which LMS do you use as your primary LMS?

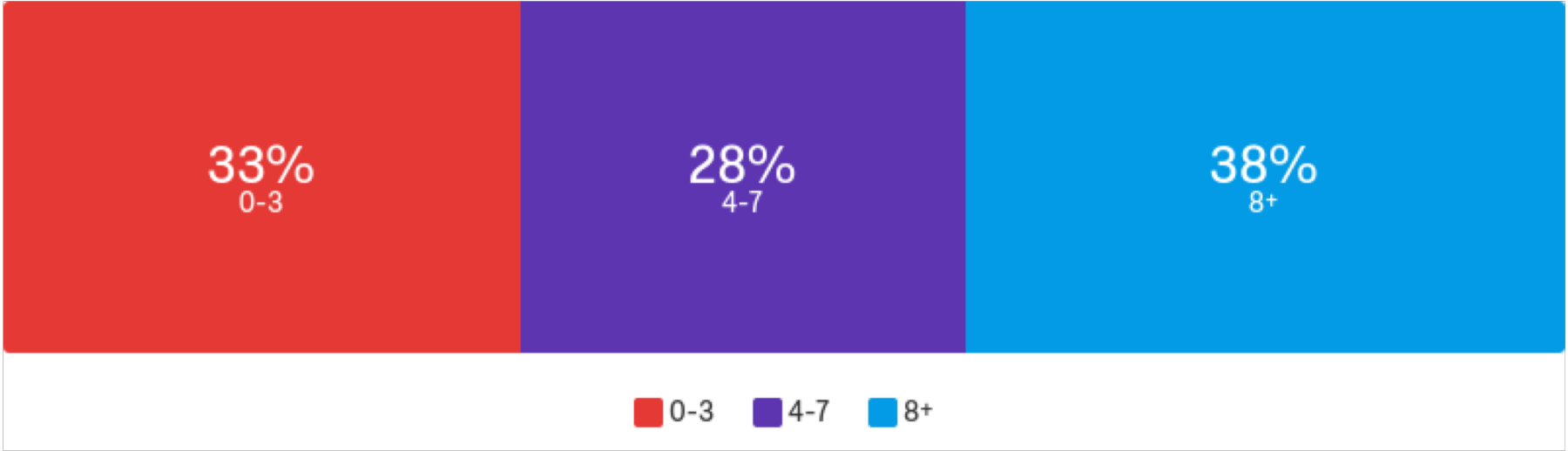
#	Answer	%	Count
1	Blackboard	94.30%	281
2	Desire2Learn	0.67%	2
3	Home-grown LMS at another institution	0.00%	0
4	Canvas	1.34%	4
5	Moodle	0.00%	0
6	Sakai	0.00%	0
7	Google Classroom	1.01%	3
8	Other (please specify)	2.68%	8
	Total	100%	298

## Q6 - Which LMS do you use as your primary LMS?

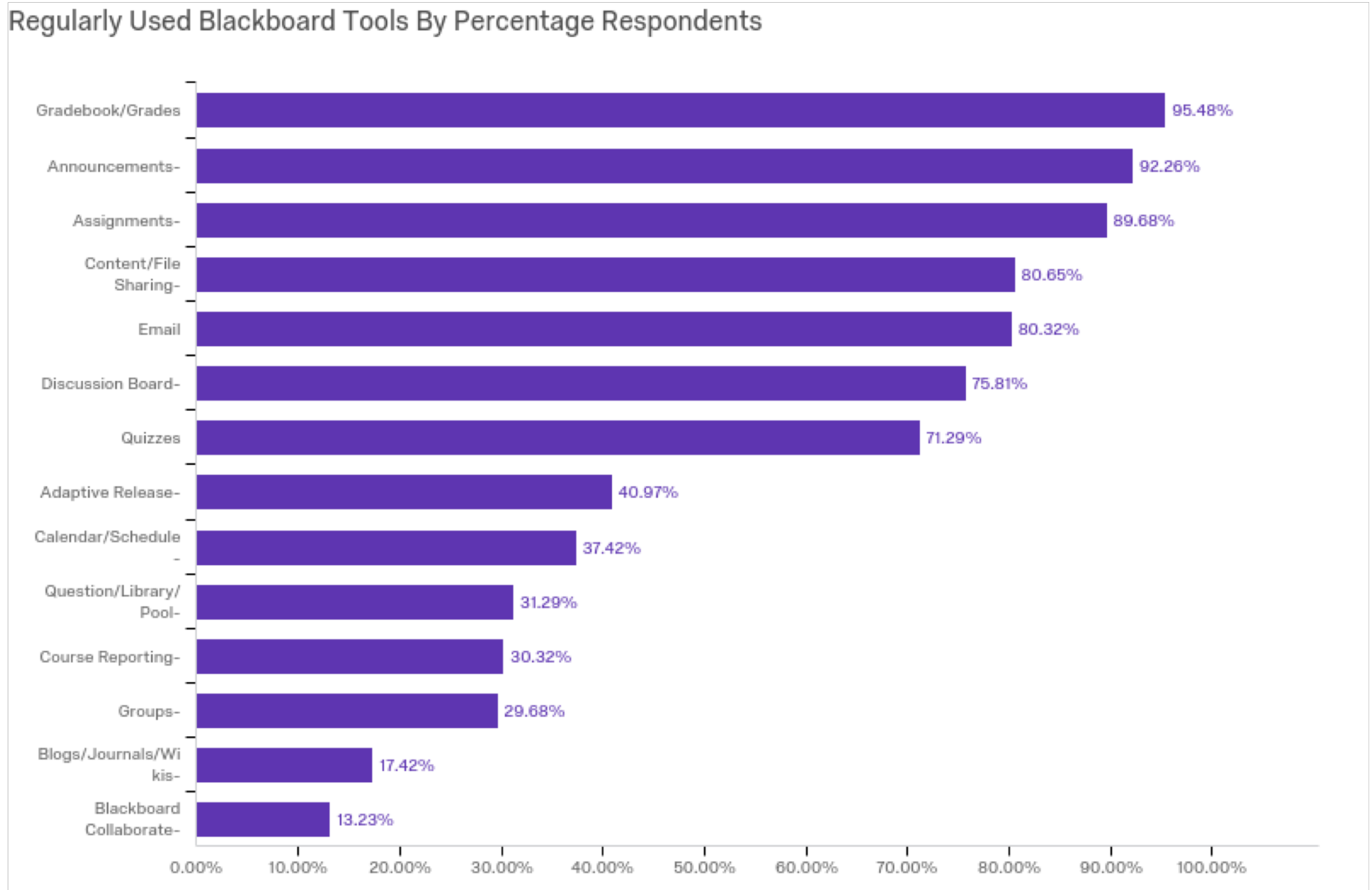
Answer	%	Count
Course Networking	12.50%	1
G+ Communities	12.50%	1
Google Sites	12.50%	1
Google Sites/Google Community	12.50%	1
Google Sites and Google+	12.50%	1
One associated with my textbook -- Great River Learning.	12.50%	1
Sakai + Blackboard	12.50%	1
Schoology	12.50%	1
Total	100%	8

Q7 - How many unique courses have you taught using a Learning Management System prior to this semester? (This refers to different courses, not different sections of the same course.)

#	Answer	%	Count
1	0-3	33.11%	99
2	4-7	28.43%	85
3	8+	38.46%	115
	Total	100%	299



## Q8: Regularly Used Blackboard Tools by Percentage Respondents







# Tool Usage By Modality

		Where do you primarily teach?			Total
		On campus in Hays, KS	Virtual College Courses	International Partner School	
LMSs provide many tools. Listed below are tools associated with Blackboard. Which tool(s) do you...	Content/File Sharing-provide documents and attachments within a course that serve as digital handouts	147 86.47%	85 69.67%	17 100.00%	249 80.58%
	Gradebook/Grades	160 94.12%	118 96.72%	17 100.00%	295 95.47%
	Assignments- a place within BB where students can upload documents and where they can be graded	156 91.76%	107 87.70%	14 82.35%	277 89.64%
	Adaptive Release-instructors can create a set of rules to control how content is released to students in their courses	63 37.06%	59 48.36%	5 29.41%	127 41.10%
	Email	145 85.29%	96 78.69%	8 47.06%	249 80.58%
	Announcements- a way to post time-sensitive course information available on login and as email	162 95.29%	113 92.62%	10 58.82%	285 92.23%
	Quizzes	126 74.12%	83 68.03%	12 70.59%	221 71.52%
	Discussion Board-a communication tool where users post and respond to messages in an open forum	120 70.59%	108 88.52%	6 35.29%	234 75.73%
	Calendar/Schedule-used to post course related events.	67 39.41%	45 36.89%	4 23.53%	116 37.54%
	Question/Library/Pool- collections and groups of questions you can include on tests	61 35.88%	30 24.59%	6 35.29%	97 31.39%
	Groups- create groups that have their own areas in a course to collaborate on coursework	52 30.59%	34 27.87%	6 35.29%	92 29.77%
	Course Reporting-Performance Dashboard provides you with a view into all types of user activity in your course	49 28.82%	43 35.25%	2 11.76%	94 30.42%
	Blogs/Journals/Wikis-native BB versions of these social tools	27 15.88%	24 19.67%	3 17.65%	54 17.48%
	Blackboard Collaborate- a fully interactive web conferencing environment	24 14.12%	16 13.11%	0 0.00%	40 12.94%
	Total		170 100.00%	122 100.00%	17 100.00%

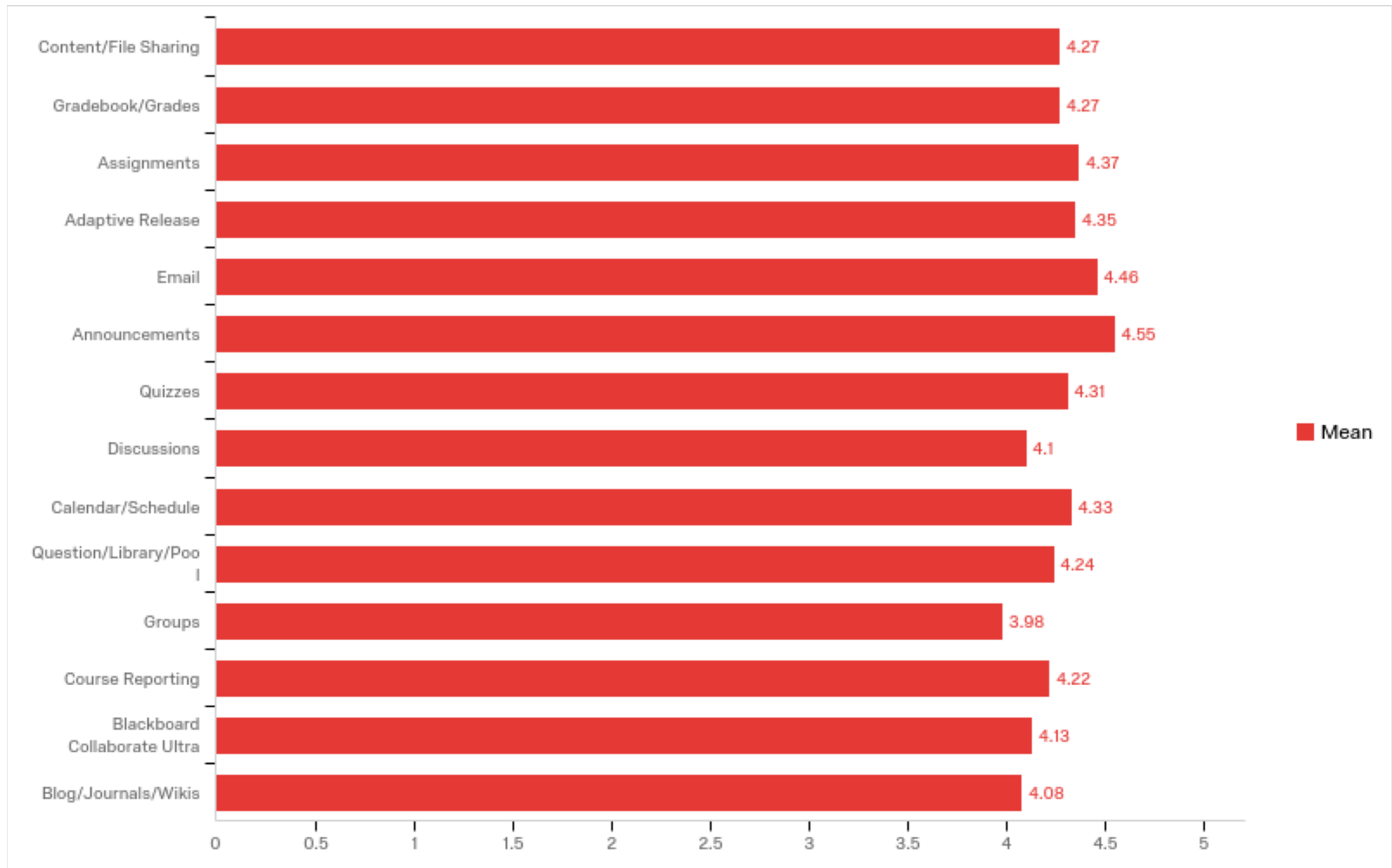
# Tool Usage By Experience

		How many unique courses have you taught using a Learning Management System prior to this semester...			Total
		0-3	4-7	8+	
LMSs provide many tools. Listed below are tools associated with Blackboard. Which tool(s) do you...	Content/File Sharing-provide documents and attachments within a course that serve as digital handouts	80 78.43%	75 85.23%	95 79.17%	250 80.65%
	Gradebook/Grades	96 94.12%	84 95.45%	116 96.67%	296 95.48%
	Assignments- a place within BB where students can upload documents and where they can be graded	87 85.29%	79 89.77%	112 93.33%	278 89.68%
	Adaptive Release-instructors can create a set of rules to control how content is released to students in their courses	38 37.25%	37 42.05%	52 43.33%	127 40.97%
	Email	78 76.47%	64 72.73%	107 89.17%	249 80.32%
	Announcements- a way to post time-sensitive course information available on login and as email	90 88.24%	85 96.59%	111 92.50%	286 92.26%
	Quizzes	60 58.82%	67 76.14%	94 78.33%	221 71.29%
	Discussion Board-a communication tool where users post and respond to messages in an open forum	73 71.57%	61 69.32%	101 84.17%	235 75.81%
	Calendar/Schedule-used to post course related events.	29 28.43%	30 34.09%	57 47.50%	116 37.42%
	Question/Library/Pool- collections and groups of questions you can include on tests	17 16.67%	32 36.36%	48 40.00%	97 31.29%
	Groups- create groups that have their own areas in a course to collaborate on coursework	17 16.67%	25 28.41%	50 41.67%	92 29.68%
	Course Reporting-Performance Dashboard provides you with a view into all types of user activity in your course	23 22.55%	24 27.27%	47 39.17%	94 30.32%
	Blogs/Journals/Wikis-native BB versions of these social tools	17 16.67%	8 9.09%	29 24.17%	54 17.42%
	Blackboard Collaborate- a fully interactive web conferencing environment	9 8.82%	14 15.91%	18 15.00%	41 13.23%
Total		102 100.00%	88 100.00%	120 100.00%	310 100.00%

# Tool Usage By College

		What College are you affiliated with?								Total
		College of Education	College of Arts, Humanities, and Social Science	Robbins College of Business and Entrepreneurship	College of Health and Behavioral Sciences	Werth College of Science, Technology, and Mathematics	Forsyth Library	UNIV Courses	Other (please specify)	
LMSs provide many tools. Listed below are tools associated with Blackboard. Which tool(s) do you...	Content/File Sharing-provide documents and attachments within a course that serve as digital handouts	27 61.36%	86 80.37%	39 86.67%	43 79.63%	48 90.57%	2 100.00%	4 100.00%	1 100.00%	250 80.65%
	Gradebook/Grades	43 97.73%	101 94.39%	45 100.00%	52 96.30%	49 92.45%	1 50.00%	4 100.00%	1 100.00%	296 95.48%
	Assignments- a place within BB where students can upload documents and where they can be graded	37 84.09%	95 88.79%	44 97.78%	50 92.59%	45 84.91%	2 100.00%	4 100.00%	1 100.00%	278 89.68%
	Adaptive Release-instructors can create a set of rules to control how content is released to students in their courses	23 52.27%	39 36.45%	19 42.22%	25 46.30%	19 35.85%	0 0.00%	2 50.00%	0 0.00%	127 40.97%
	Email	34 77.27%	83 77.57%	42 93.33%	45 83.33%	41 77.36%	0 0.00%	3 75.00%	1 100.00%	249 80.32%
	Announcements- a way to post time-sensitive course information available on login and as email	40 90.91%	97 90.65%	44 97.78%	50 92.59%	50 94.34%	1 50.00%	4 100.00%	0 0.00%	286 92.26%
	Quizzes	26 59.09%	72 67.29%	40 88.89%	45 83.33%	34 64.15%	1 50.00%	3 75.00%	0 0.00%	221 71.29%
	Discussion Board-a communication tool where users post and respond to messages in an open forum	35 79.55%	87 81.31%	37 82.22%	42 77.78%	28 52.83%	2 100.00%	3 75.00%	1 100.00%	235 75.81%
	Calendar/Schedule-used to post course related events.	17 38.64%	32 29.91%	16 35.56%	21 38.89%	29 54.72%	0 0.00%	1 25.00%	0 0.00%	116 37.42%
	Question/Library/Pool- collections and groups of questions you can include on tests	7 15.91%	25 23.36%	23 51.11%	22 40.74%	19 35.85%	1 50.00%	0 0.00%	0 0.00%	97 31.29%
	Groups- create groups that have their own areas in a course to collaborate on coursework	20 45.45%	29 27.10%	19 42.22%	16 29.63%	8 15.09%	0 0.00%	0 0.00%	0 0.00%	92 29.68%
	Course Reporting-Performance Dashboard provides you with a view into all types of user activity in your course	14 31.82%	34 31.78%	20 44.44%	15 27.78%	10 18.87%	0 0.00%	1 25.00%	0 0.00%	94 30.32%
	Blogs/Journals/Wikis-native BB versions of these social tools	13 29.55%	24 22.43%	6 13.33%	9 16.67%	1 1.89%	0 0.00%	1 25.00%	0 0.00%	54 17.42%
	Blackboard Collaborate- a fully interactive web conferencing environment	12 27.27%	8 7.48%	5 11.11%	11 20.37%	5 9.43%	0 0.00%	0 0.00%	0 0.00%	41 13.23%
Total		44 100.00%	107 100.00%	45 100.00%	54 100.00%	53 100.00%	2 100.00%	4 100.00%	1 100.00%	310 100.00%

Q10 - How satisfied are you with the LMS tools you selected? (5 point scale).



## Q10 - How satisfied are you with the LMS tools you selected?

#	Field	Minimum	Maximum	Mean	Std Deviation	Variance	Count
1	Content/File Sharing	1.00	5.00	4.27	0.93	0.87	244
2	Gradebook/Grades	1.00	5.00	4.27	0.95	0.90	284
3	Assignments	1.00	5.00	4.37	0.86	0.73	268
4	Adaptive Release	1.00	5.00	4.35	0.88	0.78	124
5	Email	1.00	5.00	4.46	0.90	0.81	238
6	Announcements	1.00	5.00	4.55	0.78	0.61	275
7	Quizzes	1.00	5.00	4.31	0.92	0.85	213
8	Discussions	1.00	5.00	4.10	1.13	1.27	227
9	Calendar/Schedule	1.00	5.00	4.33	1.02	1.04	112

## Q10 - How satisfied are you with the LMS tools you selected?

#	Field	Minimum	Maximum	Mean	Std Deviation	Variance	Count
10	Question/Library /Pool	1.00	5.00	4.24	0.98	0.95	94
11	Groups	1.00	5.00	3.98	1.13	1.27	85
12	Course Reporting	1.00	5.00	4.22	0.89	0.80	92
13	Blackboard Collaborate Ultra	1.00	5.00	4.13	1.07	1.14	39
14	Blog/Journals/W ikis	1.00	5.00	4.08	1.14	1.30	52

## Q10 - How satisfied are you with the LMS tools you selected?

#	Question	Extremely Satisfied		Moderately satisfied		Moderately dissatisfied		Extremely dissatisfied		I don't have an opinion		Total
1	Content/File Sharing	48.36%	118	40.16%	98	6.97%	17	1.64%	4	2.87%	7	244
2	Gradebook/Grades	49.30%	140	39.79%	113	7.75%	22	1.76%	5	1.41%	4	284
3	Assignments	52.61%	141	39.55%	106	4.85%	13	1.49%	4	1.49%	4	268
1 9	Adaptive Release	54.03%	67	34.68%	43	4.03%	5	1.61%	2	5.65%	7	124
5	Email	63.87%	152	27.31%	65	5.46%	13	1.68%	4	1.68%	4	238
6	Announcements	66.55%	183	27.27%	75	3.27%	9	1.09%	3	1.82%	5	275
7	Quizzes	50.23%	107	40.38%	86	6.57%	14	1.88%	4	0.94%	2	213
8	Discussions	45.37%	103	37.89%	86	10.13%	23	4.41%	10	2.20%	5	227
9	Calendar/Schedule	58.93%	66	27.68%	31	7.14%	8	2.68%	3	3.57%	4	112

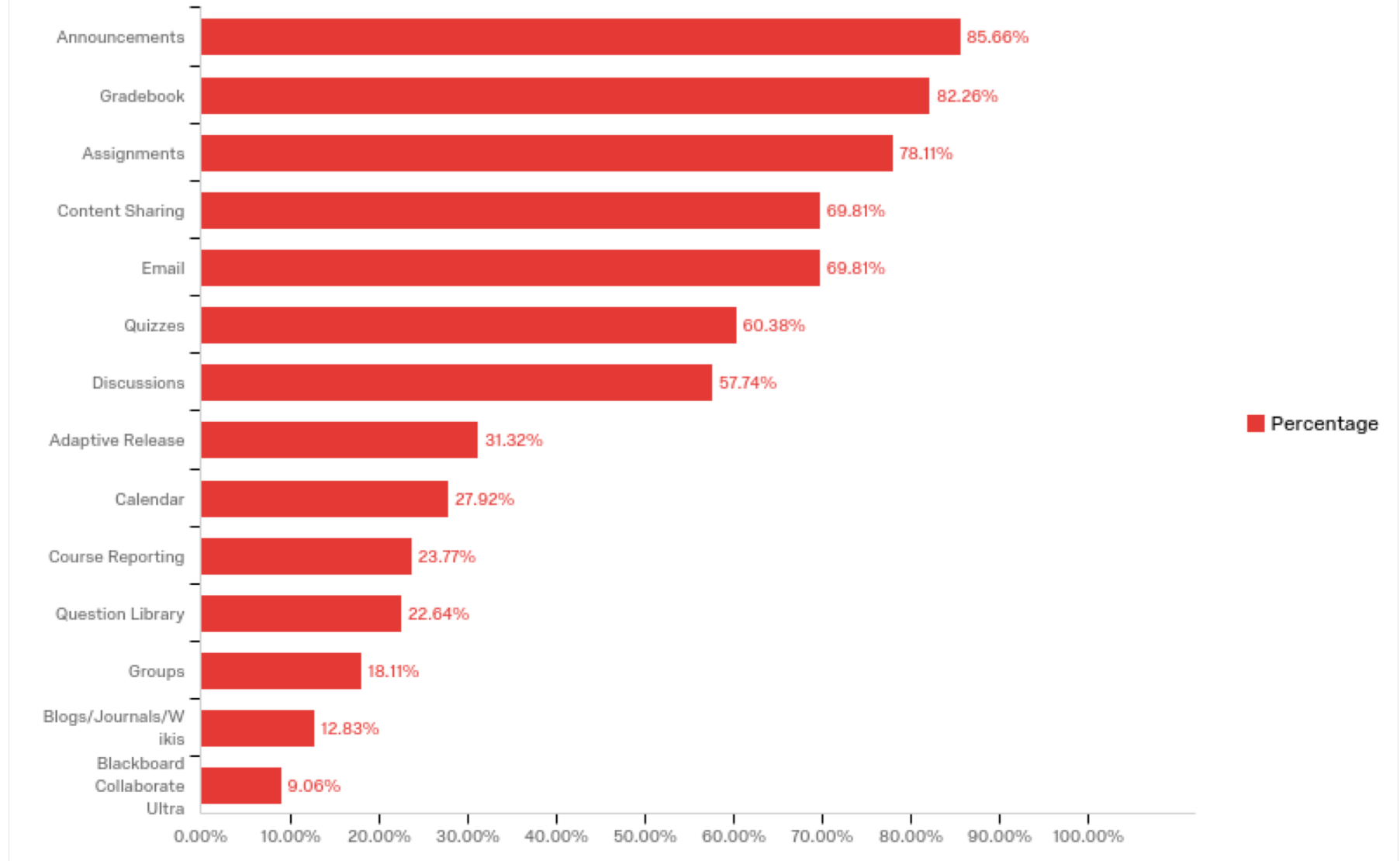
## Q10 - How satisfied are you with the LMS tools you selected?

#	Question	Extremely Satisfied		Moderately satisfied		Moderately dissatisfied		Extremely dissatisfied		I don't have an opinion		Total
10	Question/Library/Pool	48.94%	46	38.30%	36	7.45%	7	2.13%	2	3.19%	3	94
11	Groups	40.00%	34	36.47%	31	11.76%	10	3.53%	3	8.24%	7	85
12	Course Reporting	43.48%	40	43.48%	40	6.52%	6	1.09%	1	5.43%	5	92
15	Blackboard Collaborate Ultra	46.15%	18	35.90%	14	10.26%	4	2.56%	1	5.13%	2	39
18	Blog/Journals /Wikis	46.15%	24	34.62%	18	11.54%	6	3.85%	2	3.85%	2	52



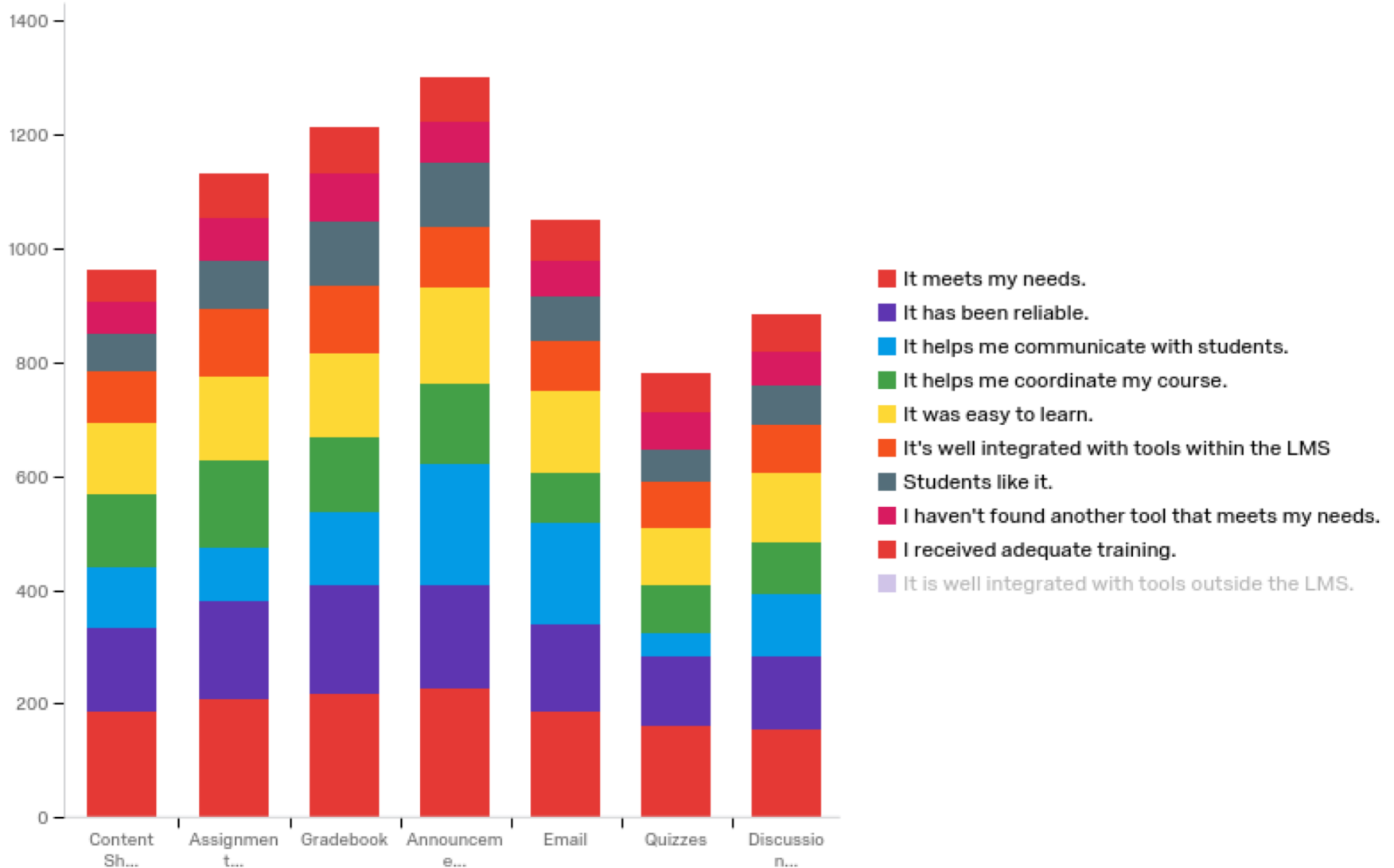
# Q11 – Satisfied with Tool Because “It Meets My Needs”.

Satisfied with Tool Because it Meets Needs (% Responses)



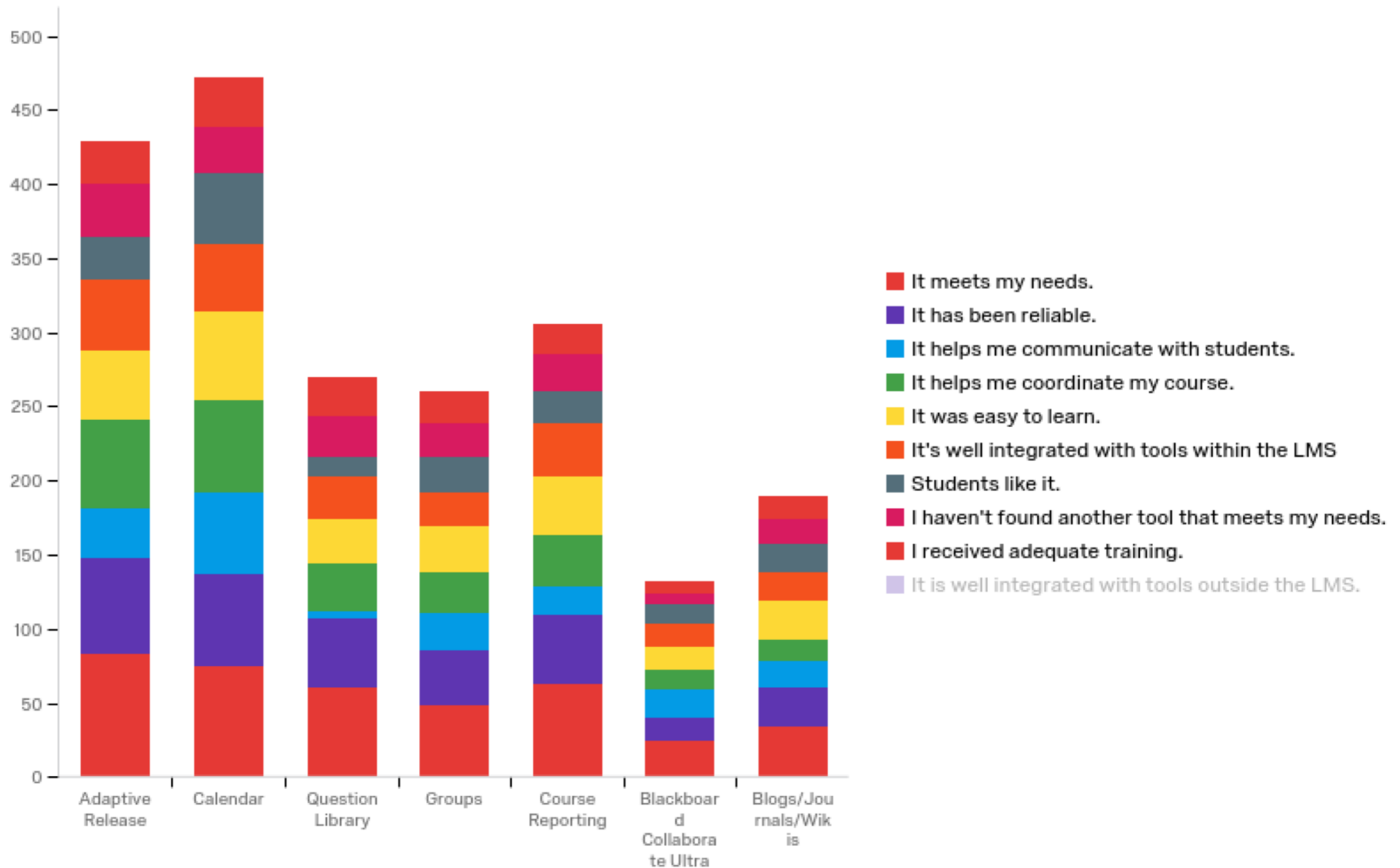
Q11 - For each tool, please choose the reason(s) why you are satisfied with that tool by checking the boxes in the appropriate rows.

Satisfaction with Most Utilized Tools (Choice Count)



Q11 - For each tool, please choose the reason(s) why you are satisfied with that tool by checking the boxes in the appropriate rows.

Satisfaction with Least Utilized Tools (Choice Count)



Q11 - For each tool, please choose the reason(s) why you are satisfied with that tool by checking the boxes in the appropriate rows. Select multiple reasons per tool where applicable.

#	Question	Content Sharing		Assignments		Gradebook		Adaptive Release		Announcements	
1	It meets my needs.	69.81%	185	78.11%	207	82.26%	218	31.32%	83	85.66%	227
2	It has been reliable.	62.03%	147	73.42%	174	80.17%	190	27.43%	65	76.37%	181
3	It helps me communicate with students.	43.55%	108	37.90%	94	52.02%	129	13.31%	33	86.29%	214
4	It helps me coordinate my course.	57.14%	128	68.75%	154	58.93%	132	26.79%	60	62.50%	140
5	It was easy to learn.	60.00%	126	69.05%	145	70.00%	147	22.38%	47	80.00%	168
6	It's well integrated with tools within the LMS	56.17%	91	74.07%	120	72.22%	117	29.01%	47	66.67%	108

Q11 - For each tool, please choose the reason(s) why you are satisfied with that tool by checking the boxes in the appropriate rows. Select multiple reasons per tool where applicable.

#	Question	Content Sharing		Assignments		Gradebook		Adaptive Release		Announcements	
6	It's well integrated with tools within the LMS	56.17%	91	74.07%	120	72.22%	117	29.01%	47	66.67%	108
7	Students like it.	41.67%	65	53.21%	83	72.44%	113	18.59%	29	72.44%	113
8	I haven't found another tool that meets my needs.	44.44%	56	61.11%	77	69.05%	87	28.57%	36	56.35%	71
9	I received adequate training.	61.05%	58	81.05%	77	84.21%	80	30.53%	29	83.16%	79
10	It is well integrated with tools outside the LMS.	57.14%	40	64.29%	45	52.86%	37	20.00%	14	48.57%	34

Q11 - For each tool, please choose the reason(s) why you are satisfied with that tool by checking the boxes in the appropriate rows. Select multiple reasons per tool where applicable.

#	Question	Email		Calendar		Quizzes		Discussions		Question Library	
1	It meets my needs.	69.81%	185	27.92%	74	60.38%	160	57.74%	153	22.64%	60
2	It has been reliable.	64.98%	154	26.58%	63	51.48%	122	55.27%	131	19.83%	47
3	It helps me communicate with students.	72.58%	180	22.18%	55	16.53%	41	44.35%	110	2.02%	5
4	It helps me coordinate my course.	39.29%	88	27.68%	62	38.39%	86	40.18%	90	14.29%	32
5	It was easy to learn.	67.62%	142	28.57%	60	47.14%	99	57.62%	121	14.29%	30
6	It's well integrated with tools within the LMS	54.94%	89	28.40%	46	50.62%	82	51.85%	84	17.90%	29

Q11 - For each tool, please choose the reason(s) why you are satisfied with that tool by checking the boxes in the appropriate rows. Select multiple reasons per tool where applicable.

#	Question	Email		Calendar		Quizzes		Discussion s		Question Library	
6	It's well integrated with tools within the LMS	54.94%	89	28.40%	46	50.62%	82	51.85%	84	17.90%	29
7	Students like it.	50.64%	79	30.13%	47	35.26%	55	44.23%	69	8.33%	13
8	I haven't found another tool that meets my needs.	47.62%	60	24.60%	31	53.17%	67	47.62%	60	21.43%	27
9	I received adequate training.	76.84%	73	35.79%	34	71.58%	68	69.47%	66	28.42%	27
10	It is well integrated with tools outside the LMS.	54.29%	38	22.86%	16	37.14%	26	48.57%	34	10.00%	7

Q11 - For each tool, please choose the reason(s) why you are satisfied with that tool by checking the boxes in the appropriate rows. Select multiple reasons per tool where applicable. In this visualization we have chosen "It meets my needs"

#	Question	Groups		Course Reporting		Blackboard Collaborate Ultra		Blogs/Journals/Wikis		Total
1	It meets my needs.	18.11%	48	23.77%	63	9.06%	24	12.83%	34	265
2	It has been reliable.	15.61%	37	19.41%	46	6.75%	16	10.97%	26	237
3	It helps me communicate with students.	10.48%	26	8.06%	20	7.66%	19	7.26%	18	248
4	It helps me coordinate my course.	12.05%	27	15.18%	34	5.80%	13	6.70%	15	224
5	It was easy to learn.	14.76%	31	19.05%	40	7.62%	16	12.38%	26	210
6	It's well integrated with tools within the LMS	18.11%	48	23.77%	63	9.06%	24	12.83%	34	265

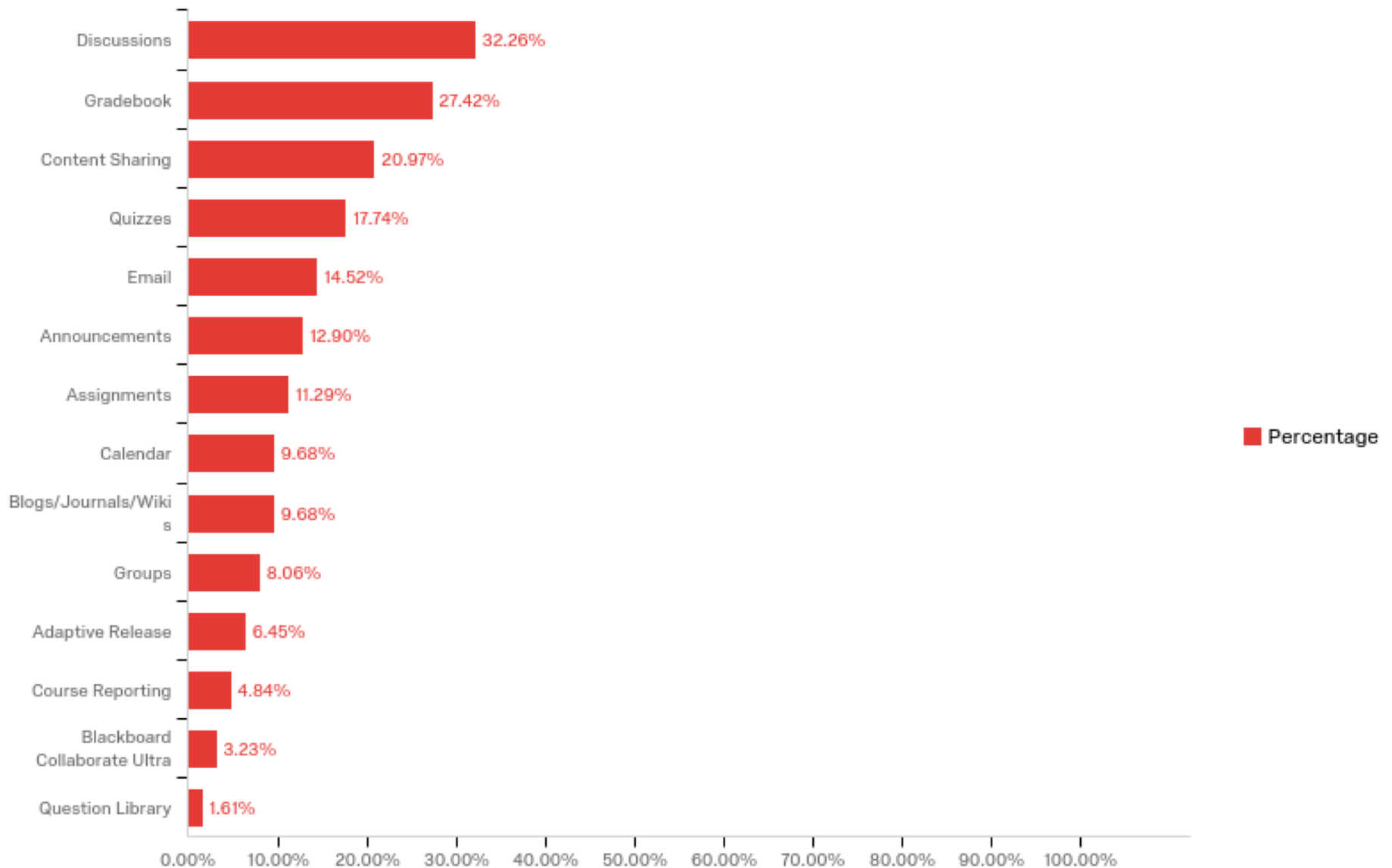


Q11 - For each tool, please choose the reason(s) why you are satisfied with that tool by checking the boxes in the appropriate rows. Select multiple reasons per tool where applicable.

#	Question	Groups		Course Reporting		Blackboard Collaborate Ultra		Blogs/Journals/Wikis		Total
6	It's well integrated with tools within the LMS	14.20%	23	22.22%	36	9.26%	15	11.73%	19	162
7	Students like it.	15.38%	24	13.46%	21	8.33%	13	12.18%	19	156
8	I haven't found another tool that meets my needs.	18.25%	23	19.84%	25	6.35%	8	13.49%	17	126
9	I received adequate training.	22.11%	21	21.05%	20	8.42%	8	15.79%	15	95
10	It is well integrated with tools outside the LMS.	20.00%	14	20.00%	14	10.00%	7	11.43%	8	70

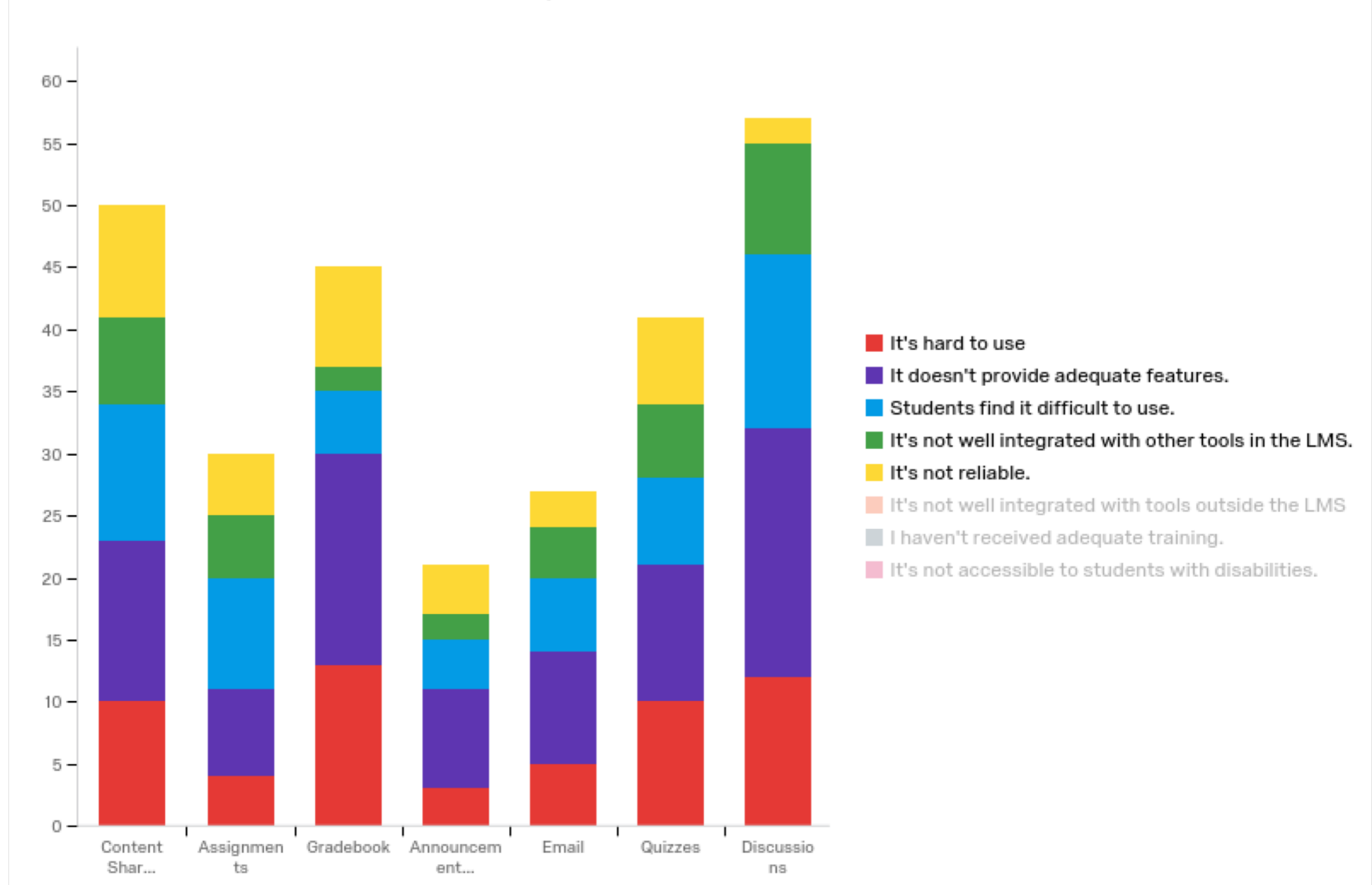
# Q12 - Dissatisfied with that tool because "It Doesn't Have Adequate Features."

Dissatisfied with Tool "It Doesn't Have Adequate Features"



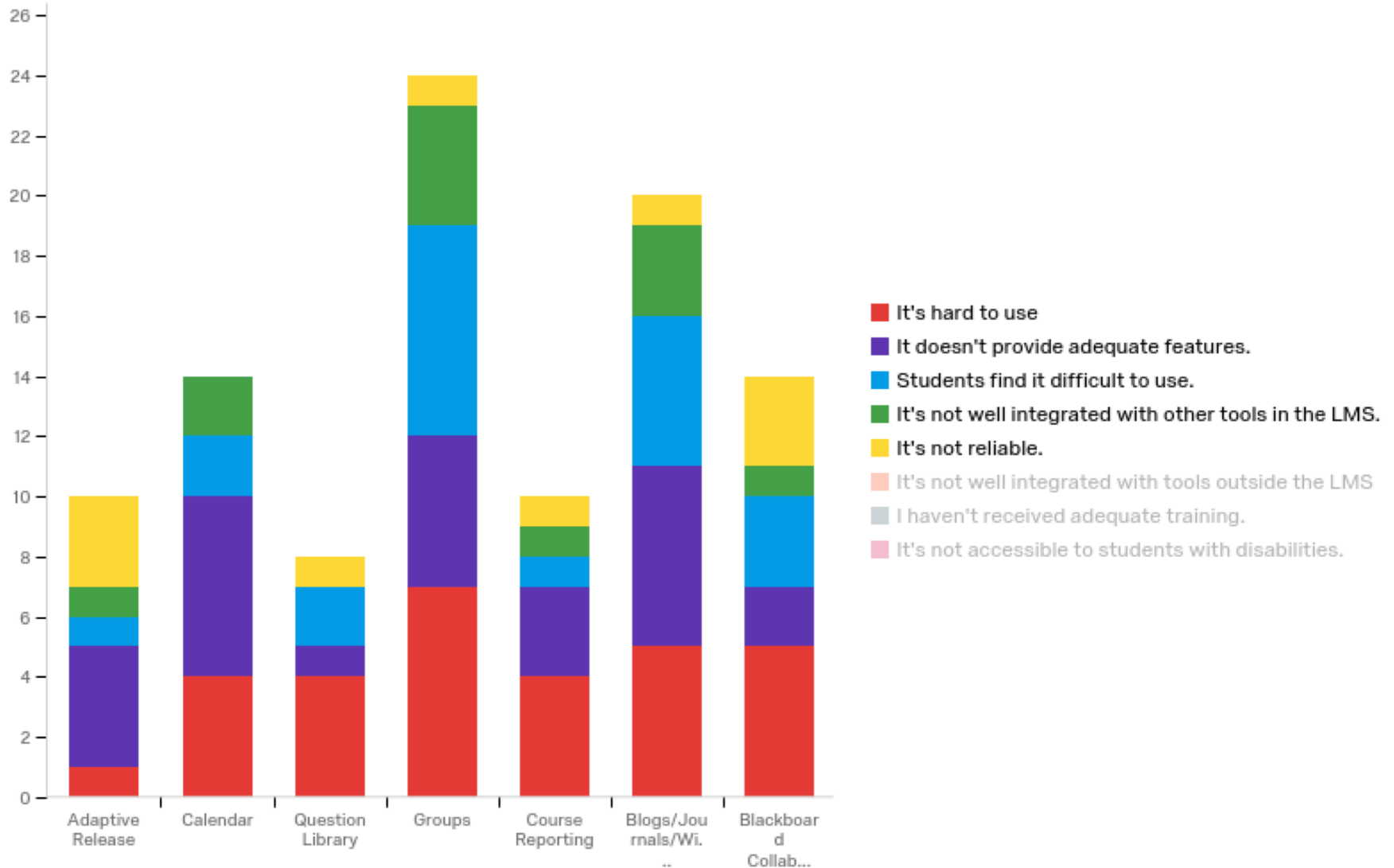
Q12 - For each tool, please choose the reason(s) why you are dissatisfied with that tool by checking the boxes in the appropriate rows. Select multiple reasons per tool where applicable.

Reasons Dissatisfied with Most Used Tools (Choice Count)



Q12 - For each tool, please choose the reason(s) why you are dissatisfied with that tool by checking the boxes in the appropriate rows. Select multiple reasons per tool where applicable.

Reasons Dissatisfied With Least Used Tools



Q12 - For each tool, please choose the reason(s) why you are dissatisfied with that tool by checking the boxes in the appropriate rows. Select multiple reasons per tool where applicable.

#	Question	Content Sharing	Assignments	Gradebook	Adaptive Release	Announcements
1	It's hard to use	18.18% 10	7.27% 4	23.64% 13	1.82% 1	5.45% 3
2	It doesn't provide adequate features.	20.97% 13	11.29% 7	27.42% 17	6.45% 4	12.90% 8
3	Students find it difficult to use.	25.00% 11	20.45% 9	11.36% 5	2.27% 1	9.09% 4
4	It's not well integrated with other tools in the LMS.	24.14% 7	17.24% 5	6.90% 2	3.45% 1	6.90% 2
5	It's not reliable.	31.03% 9	17.24% 5	27.59% 8	10.34% 3	13.79% 4
6	It's not well integrated with tools outside the LMS	27.27% 6	22.73% 5	18.18% 4	0.00% 0	9.09% 2
7	I haven't received adequate training.	26.67% 4	13.33% 2	6.67% 1	0.00% 0	0.00% 0
8	It's not accessible to students with disabilities.	20.00% 1	20.00% 1	0.00% 0	0.00% 0	0.00% 0

Q12 - For each tool, please choose the reason(s) why you are dissatisfied with that tool by checking the boxes in the appropriate rows. Select multiple reasons per tool where applicable.

#	Question	Email		Calendar		Quizzes		Discussions		Question Library	
1	It's hard to use	9.09%	5	7.27%	4	18.18%	10	21.82%	12	7.27%	4
2	It doesn't provide adequate features.	14.52%	9	9.68%	6	17.74%	11	32.26%	20	1.61%	1
3	Students find it difficult to use.	13.64%	6	4.55%	2	15.91%	7	31.82%	14	4.55%	2
4	It's not well integrated with other tools in the LMS.	13.79%	4	6.90%	2	20.69%	6	31.03%	9	0.00%	0
5	It's not reliable.	10.34%	3	0.00%	0	24.14%	7	6.90%	2	3.45%	1
6	It's not well integrated with tools outside the LMS	13.64%	3	9.09%	2	4.55%	1	40.91%	9	18.18%	4
7	I haven't received adequate training.	6.67%	1	0.00%	0	6.67%	1	26.67%	4	6.67%	1
8	It's not accessible to students with disabilities.	20.00%	1	0.00%	0	0.00%	0	60.00%	3	0.00%	0

Q12 - For each tool, please choose the reason(s) why you are dissatisfied with that tool by checking the boxes in the appropriate rows. Select multiple reasons per tool where applicable.

#	Question	Groups		Course Reporting		Blogs/Journals/Wikis		Blackboard Collaborate Ultra		Total
1	It's hard to use	12.73%	7	7.27%	4	9.09%	5	9.09%	5	55
2	It doesn't provide adequate features.	8.06%	5	4.84%	3	9.68%	6	3.23%	2	62
3	Students find it difficult to use.	15.91%	7	2.27%	1	11.36%	5	6.82%	3	44
4	It's not well integrated with other tools in the LMS.	13.79%	4	3.45%	1	10.34%	3	3.45%	1	29
5	It's not reliable.	3.45%	1	3.45%	1	3.45%	1	10.34%	3	29
6	It's not well integrated with tools outside the LMS	13.64%	3	0.00%	0	4.55%	1	9.09%	2	22
7	I haven't received adequate training.	6.67%	1	13.33%	2	6.67%	1	20.00%	3	15
8	It's not accessible to students with disabilities.	0.00%	0	0.00%	0	0.00%	0	0.00%	0	5

Q13 - Please use this space to describe why you are satisfied or dissatisfied with the tools that you use that were not listed in previous questions.

### General Summary of These Responses

(15) people took this opportunity to reinforce their overall satisfaction with Blackboard

(11) expressed a desire to explore alternatives to Blackboard

Other responses

(3) people identified issues with file upload and storage

(12) expressed frustration with aspects of tests, quizzes, and grading

(3) identified limitations associated with Discussion Board

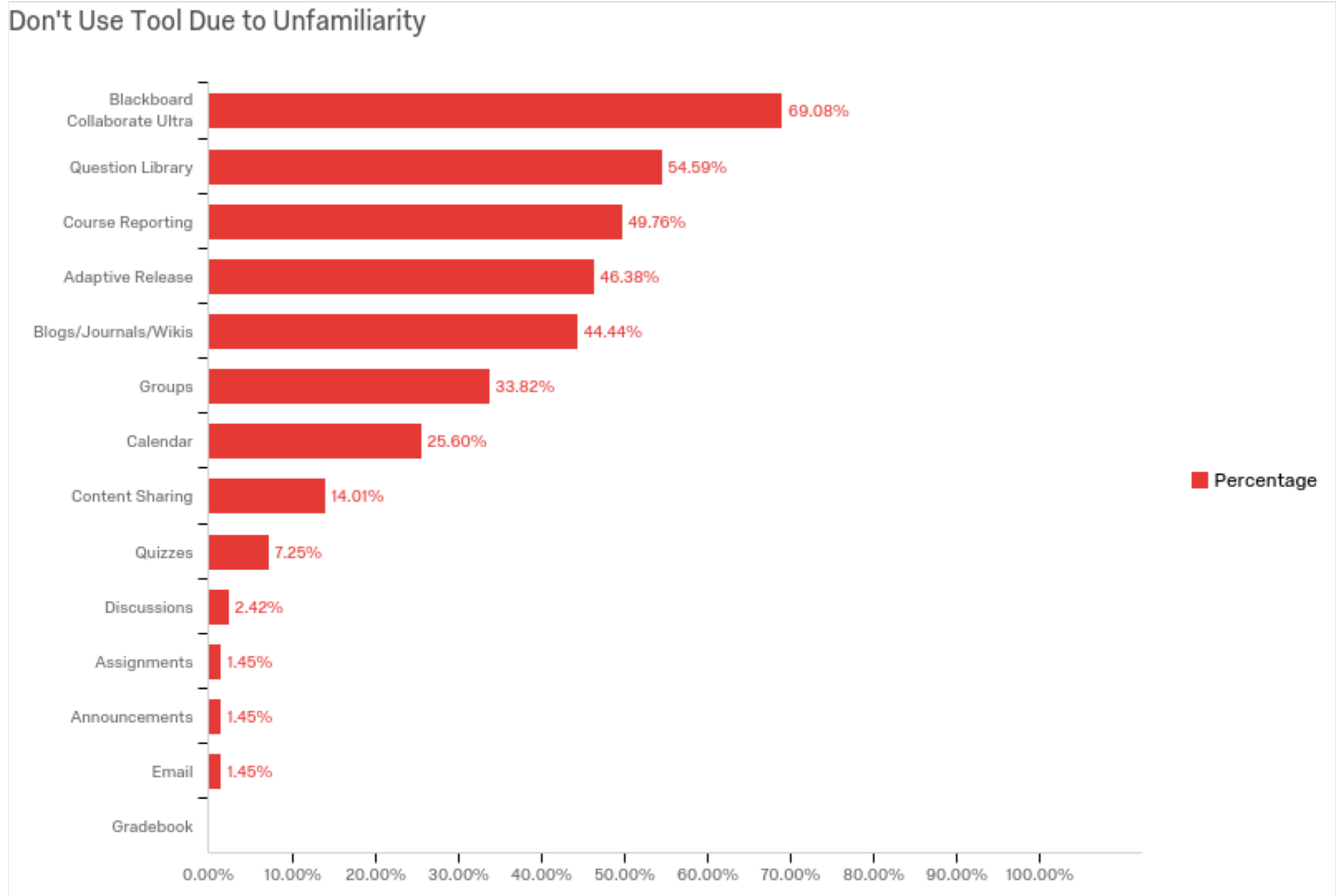
(8) expressed dissatisfaction with SafeAssign, course copy, BB Collaborate, assignment/calendar integration, or announcement scheduling limitations

(5) Expressed satisfaction with tech support, reliability

(3) Recommended adding features such as TurnItIn or Google +,



Q14 - For each tool, please choose the reason(s) why you do not use them by checking the boxes in the appropriate rows. Select multiple reasons per tool where applicable.





Q14 - For each tool, please choose the reason(s) why you do not use them by checking the boxes in the appropriate rows. Select multiple reasons per tool where applicable.

#	Question	Content Sharing		Assignments		Gradebook		Adaptive Release		Announcements	
1	I'm not familiar with this tool.	14.01%	29	1.45%	3	0.00%	0	46.38%	96	1.45%	3
2	It doesn't fit my teaching style	4.97%	9	6.08%	11	2.76%	5	30.39%	55	4.97%	9
3	Other tools are more useful/easier to use.	5.56%	6	7.41%	8	4.63%	5	18.52%	20	1.85%	2
4	I don't have time to learn it.	9.52%	6	3.17%	2	0.00%	0	44.44%	28	1.59%	1
5	I haven't received adequate training.	13.48%	12	3.37%	3	1.12%	1	41.57%	37	1.12%	1
6	It doesn't provide adequate features.	5.41%	2	8.11%	3	10.81%	4	18.92%	7	2.70%	1
7	It's hard to use.	2.27%	1	4.55%	2	4.55%	2	22.73%	10	0.00%	0
8	I used to, but stopped.	2.50%	1	7.50%	3	0.00%	0	15.00%	6	7.50%	3
9	It's too hard to learn.	0.00%	0	8.33%	1	0.00%	0	50.00%	6	0.00%	0
10	The students find it difficult to use.	2.50%	1	5.00%	2	0.00%	0	17.50%	7	5.00%	2
11	It's not reliable.	0.00%	0	6.25%	1	12.50%	2	6.25%	1	6.25%	1
12	It's not well integrated with other tools in the LMS.	0.00%	0	6.25%	1	0.00%	0	0.00%	0	0.00%	0
13	It's not well integrated with other tools outside the LMS.	9.09%	2	13.64%	3	9.09%	2	9.09%	2	0.00%	0
14	It's not accessible to students with disabilities.	16.67%	1	16.67%	1	0.00%	0	33.33%	2	16.67%	1

Q14 - For each tool, please choose the reason(s) why you do not use them by checking the boxes in the appropriate rows. Select multiple reasons per tool where applicable.

#	Question	Email		Calendar		Quizzes		Discussions		Question Library	
1	I'm not familiar with this tool.	1.45%	3	25.60%	53	7.25%	15	2.42%	5	54.59%	113
2	It doesn't fit my teaching style	5.52%	10	30.39%	55	22.65%	41	19.34%	35	35.91%	65
3	Other tools are more useful/easier to use.	24.07%	26	39.81%	43	20.37%	22	17.59%	19	18.52%	20
4	I don't have time to learn it.	3.17%	2	30.16%	19	14.29%	9	7.94%	5	42.86%	27
5	I haven't received adequate training.	5.62%	5	31.46%	28	11.24%	10	4.49%	4	35.96%	32
6	It doesn't provide adequate features.	10.81%	4	24.32%	9	5.41%	2	10.81%	4	24.32%	9
7	It's hard to use.	11.36%	5	18.18%	8	6.82%	3	6.82%	3	22.73%	10
8	I used to, but stopped.	2.50%	1	7.50%	3	15.00%	6	15.00%	6	2.50%	1
9	It's too hard to learn.	0.00%	0	8.33%	1	16.67%	2	0.00%	0	25.00%	3
10	The students find it difficult to use.	12.50%	5	15.00%	6	7.50%	3	20.00%	8	17.50%	7
11	It's not reliable.	25.00%	4	6.25%	1	6.25%	1	0.00%	0	0.00%	0
12	It's not well integrated with other tools in the LMS.	18.75%	3	18.75%	3	6.25%	1	0.00%	0	18.75%	3
13	It's not well integrated with other tools outside the LMS.	22.73%	5	36.36%	8	13.64%	3	13.64%	3	9.09%	2
14	It's not accessible to students with disabilities.	16.67%	1	16.67%	1	16.67%	1	33.33%	2	16.67%	1

Q14 - For each tool, please choose the reason(s) why you do not use them by checking the boxes in the appropriate rows. Select multiple reasons per tool where applicable.

#	Question	Groups		Course Reporting		Blogs/Journals/Wikis		Blackboard Collaborate Ultra		Total
1	I'm not familiar with this tool.	33.82%	70	49.76%	103	44.44%	92	69.08%	143	207
2	It doesn't fit my teaching style	50.28%	91	24.31%	44	65.19%	118	40.33%	73	181
3	Other tools are more useful/easier to use.	23.15%	25	17.59%	19	41.67%	45	27.78%	30	108
4	I don't have time to learn it.	33.33%	21	39.68%	25	60.32%	38	63.49%	40	63
5	I haven't received adequate training.	34.83%	31	49.44%	44	50.56%	45	62.92%	56	89
6	It doesn't provide adequate features.	43.24%	16	18.92%	7	40.54%	15	21.62%	8	37
7	It's hard to use.	22.73%	10	27.27%	12	29.55%	13	45.45%	20	44
8	I used to, but stopped.	20.00%	8	0.00%	0	17.50%	7	15.00%	6	40
9	It's too hard to learn.	8.33%	1	8.33%	1	33.33%	4	41.67%	5	12
10	The students find it difficult to use.	35.00%	14	7.50%	3	32.50%	13	42.50%	17	40
11	It's not reliable.	6.25%	1	0.00%	0	6.25%	1	43.75%	7	16
12	It's not well integrated with other tools in the LMS.	37.50%	6	12.50%	2	31.25%	5	31.25%	5	16
13	It's not well integrated with other tools outside the LMS.	27.27%	6	9.09%	2	27.27%	6	18.18%	4	22
14	It's not accessible to students with disabilities.	66.67%	4	16.67%	1	50.00%	3	50.00%	3	6

Q15 - When thinking about the upcoming review of LMSs and the possibility of moving to another LMS, is there anything you think should be considered?

		# Responses	% Responses
1	Stay with Blackboard	46	16%
2	I recommend another LMS	24	9%
3	I'm concerned about switching costs	67	24%
4	Suggestions for feature preferences	88	31%
5	No Preference or no response	56	20%

# Summary of Q15 Cat 4 Responses

Reliability

Ease of Use

Adaptability

Works in China

Easier Gradebook

Flexibility in building a course

Responsive and Mobile friendly

Cost effective

Requires minimal training

Intuitive, Ease of Navigation

Integrates well with other tools

Better ways to track student progress/usage

Accessibility and set-up time

Look/interface

Reliable plagiarism detection

Group share tool

Fewer click to get things done